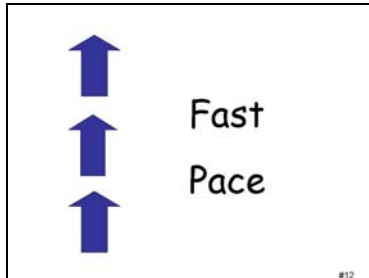


UDP Rally Level Signs

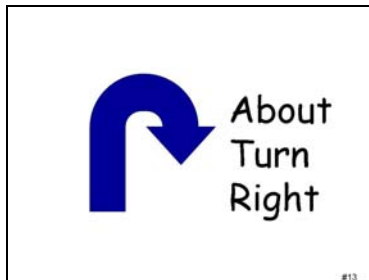
Novice Level Signs:

#12




Fast Pace: While heeling forward the team must noticeably quicken the pace for several steps and then return to a normal forward pace to the next exercise

#13



About Turn Right: While heeling the team makes a 180 degree about turn to the handlers right, moving away from the dog.

#14



About U Turn Left: While heeling the team makes a 180 degree about turn to the handlers left, moving into the dog.

#15



Leave It: While heeling the team passes an object on the floor that is non food and non toy. The dog is expected to ignore the object and not hesitate while heeling past the object.

#16



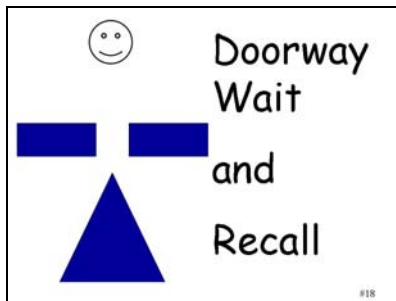
Sit Down Wait with Recall: While heeling the handler stops and gives the dog a command to sit, and then down. The handler then tells the dog to "wait" and the handler leaves the dog and goes 2-6 feet in front of the dog. Facing the dog the handler then gives a "recall" command. The dog must return directly to the handler, without wandering, the dog must sit in front of the handler, the handler may reward the dog as soon as the dog sits in front of the handler. After a brief moment the team continues forward in a heel position to the next exercise.

#17




Sit Down Stay: While heeling the handler stops and gives the dog a command to sit, and then down. The handler commands the dog to "stay" and the handler leaves the dog and goes 2-6 feet in front of the dog. After a count of 3 the handler walks back to the dogs left side and remains in an upright position for a count of three. The handler may then reward the dog. The team then continues forward in a heel position to the next exercise.

#18




Doorway with Wait and Recall: While heeling the handler stops and gives the dog a command to sit or down. The handler then tells the dog to "wait" and the handler leaves the dog and walks between two obstacles. Facing the dog the handler then gives a "recall" command. The dog must return directly to the handler, without wandering, the dog must sit in front of the handler, the handler may reward the dog as soon as the dog sits in front of the handler. After a brief moment the team continues forward in a heel position to the next exercise.

#19



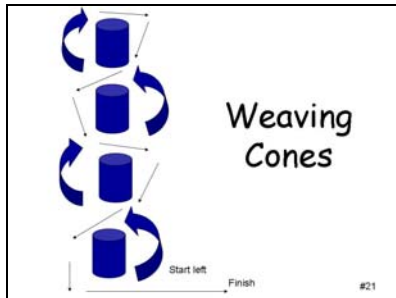
Stand at heel: While team is moving forward in heel position the handler stops and ask the dog to sit, the handler asks the dog to stand. After a brief moment the team continues forward in a heel position to the next exercise.

#20



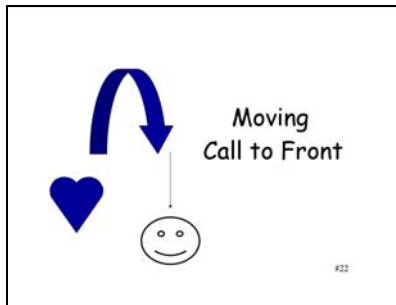
Catch Up: Wait and return to heel. While team is moving forward in heel position the handler ask the dog to wait and the handler continues walking forward for 2-3 feet, and then asks the dog to return to heel position without facing the dog. The handler may pat their leg, or look over their shoulder while calling the dog to heel.

#21




Weaving Cones: While heeling forward the team begins on the left side of the first cone or obstacle and continues in a serpentine weaving one time around the cones until the team comes back to the finish. The dog is to sit at the finish in heel position. After a brief moment the team continues forward in a heel position to the next exercise. Four cones or obstacles should be used for this exercise.

#22



Moving Call To Front: While team is moving forward in heel position the handler quickly walks backwards several feet while calling the dog to front. The dog must return directly to the handler, without wandering, the dog must sit in front of the handler, the handler may reward the dog as soon as the dog sits in front of the handler. After a brief moment the team continues forward in a heel position to the next exercise.

#23



Sit Politely: Handler commands the dog to sit while a person while a person walks up to the handler and shakes hands. Dog must hold sit while they shake hands. Exercise is finished when the outside person moves away from the team. The handler may reward the dog. The team will then move forward to the next obstacle in heel position.